



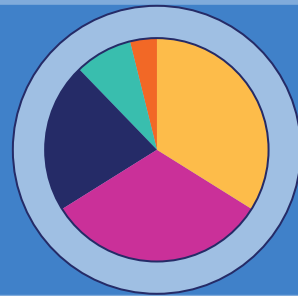
2016 ANNUAL REPORT

PUSHING BOUNDARIES. UNLOCKING POSSIBILITIES.

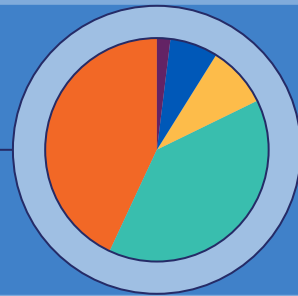
2,461 PERSONS SERVED BY RISE IN 2016

These numbers do not include the 1,000+ individuals and families who received short-term or one-time emergency referral services through our mental health and homeless outreach programs.

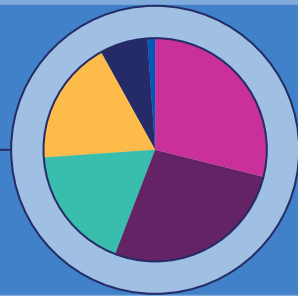
SERVED BY SERVICE LINE



DISABILITY TYPE



AGE RANGE



- Vocational & Supported Employment - 840
- Day Training & Habilitation - 793
- Welfare To Work - 531
- Housing & Independent Living - 204
- Adult Day - 93
- Developmental - 43%
- Mental Health - 39%
- Sensory (Deaf, DeafBlind, Hard of Hearing, Blind) - 9%
- Brain Injury - 7%
- Other - 2%
- 18-29 - 29%
- 30-39 - 27%
- 40-49 - 18%
- 50-59 - 18%
- 60-69 - 7%
- 70+ - 1%

RISE'S MISSION

RISE UNLOCKS POTENTIAL AND OPENS DOORS TO SUCCESS FOR PEOPLE WITH DISABILITIES AND OTHER CHALLENGES THROUGH CREATIVE SOLUTIONS AND CUSTOMIZED SUPPORT.

EMPLOYMENT

The information below reflects the employment outcomes for persons served in our Day Training and Habilitation (DTH), Vocational Rehabilitation/Supported Employment (VRSE), and Welfare to Work (W2W) service lines.

282 VRSE JOBS ADDED

301 W2W JOBS ADDED

28 DAY TRAINING & HABILITATION JOBS ADDED

611

611 NEW COMPETITIVE JOBS IN 2016

0 50 100 150 200 250 300 350

35

35 persons served transitioned from center-based or community (contracted) employment to competitive in 2016

2.1 MILLION

RISE'S TRANSPORTATION FLEET DROVE 2.1 MILLION MILES TO BRING PEOPLE TO WORK.

SATISFACTION

The information below is reflective of survey responses from 671 persons served and 643 stakeholders.

96%

POSITIVE RESPONSE FOR PERSONS SERVED

97%

POSITIVE RESPONSE FOR STAKEHOLDERS

“ IT HAS BEEN LIFE CHANGING TO HAVE DIGNITY INSTEAD OF SHAME WHILE COMPLETING AND FOLLOWING THROUGH LIFE GOALS.

[MY RISE TEAM MEMBERS] CREATED AN ENVIRONMENT OF TRUST AND CARING THAT MADE IT VERY EASY FOR ME TO BEGIN THE PROCESS OF ADAPTING TO MY MENTAL HEALTH ISSUES AND BEING ABLE TO MOVE BEYOND SEVERAL OF THEM.

RISE IS A VALUED PARTNER IN THE HEALTH REFORM ARENA. RISE TEAM MEMBERS HAVE STEPPED UP TO MEET EVERY CHALLENGE THEY HAVE BEEN FACED WITH.

“ RISE HAS HELPED ME WHEN I WAS AT MY LOWEST POINT IN LIFE. THEY ARE ALL SUCH GREAT PEOPLE. ”

ENRICHMENT

Includes common outcomes expected by persons served in our Day Training & Habilitation and Adult Day programs who are receiving personal enrichment and community integration services.

IN MUSIC THERAPY

164

IN ART SPEAKS


204

RECREATIONAL ACTIVITIES

184

VOLUNTEERING

95



“ RISE GIVES ME A FEELING OF PRIDE IN THE WORK I DO. RISE GIVES ME A PURPOSE. ”

LYNN NOREN
President

TIM DICKIE
Vice President of Programs & Services

TOM HAGLUND
Chief Financial Officer

ERIN BRAATEN
Director of Human Resources

DAN HAGBERG
Director of IT Services

NOEL MCCORMICK
Director of Advancement

JUDY ANDERSEN
Adult Day Program Coordinator

MARY ANDERSON
DTH Director

MELINDA DANNLEY
DTH Director

JENNIFER GAJEWSKI
Director of Quality Assurance

MIKE HARPER
Director of Programs & Services – Central Minnesota

KEITH HOVLAND
Manager of CBTE & Supported Employment Teams

DAN MEYERS
Manager of Vocational Evaluation & Transition Services

ROBERT REEDY
Director of Vocational Services – Metro Area

2017 RISE BOARD OF DIRECTORS

Tom Kettleson, Chair, Plymouth

Manfred Tatzmann, Vice Chair, Brooklyn Park

Sherry Robinson, Secretary, Andover

Kathy Klang, Treasurer, Minneapolis

Mark Bergmann, Minneapolis

Blake Elliott, St. Paul

Jon Grunewald, Elk River

Shelia Minske, Minneapolis

Andrea Murphy, Champlin

Rachael Smith, Brooklyn Center

Jack Grunewald, Emeritus Director, Naples, Florida

Larry Pietrzak, Emeritus Director, Brooklyn Park

INCOME

PROGRAM SERVICE FEES	\$14,011,000
PRODUCTION AND LABOR SALES TO PUBLIC.....	\$7,167,000
GRANTS AND SPECIAL PROJECTS	\$2,362,000
TRANSPORTATION.....	\$2,022,000
PROGRAM CONTRACTS	\$990,000
DONATIONS / SPECIAL EVENTS / UNITED WAY	\$390,000
OTHER	\$490,000
TOTAL INCOME.....	\$27,432,000

EXPENSES

DAY TRAINING & HABILITATION PROGRAMS	\$11,090,000
VOCATIONAL REHABILITATION AND SUPPORTED EMPLOYMENT PROGRAMS.....	\$3,846,000
HOUSING AND INDEPENDENT LIVING PROGRAMS	\$977,000
ADULT DAY PROGRAMS.....	\$792,000
WELFARE TO WORK PROGRAMS.....	\$504,000
PRODUCTION	\$4,303,000
MANAGEMENT AND GENERAL	\$2,637,000
TRANSPORTATION.....	\$2,369,000
FUNDRAISING	\$305,000
TOTAL.....	\$26,823,000

BALANCE SHEET

ASSETS

CURRENT ASSETS	\$11,504,000
LAND, BUILDINGS AND EQUIPMENT	\$14,551,000
LESS DEPRECIATION	\$7,851,000
NET LAND, BUILDINGS, AND EQUIPMENT.....	\$6,700,000
OTHER ASSETS	\$678,000
TOTAL ASSETS	\$18,882,000

LIABILITIES

CURRENT LIABILITIES	\$2,742,000
LONG-TERM DEBT	\$0
OTHER LIABILITIES	\$190,000
TOTAL LIABILITIES.....	\$2,932,000

NET ASSETS

NET ASSETS, UNRESTRICTED	\$15,674,000
NET ASSETS, TEMPORARILY RESTRICTED.....	\$149,000
NET ASSETS, PERMANENTLY RESTRICTED	\$127,000
TOTAL NET ASSETS	\$15,950,000